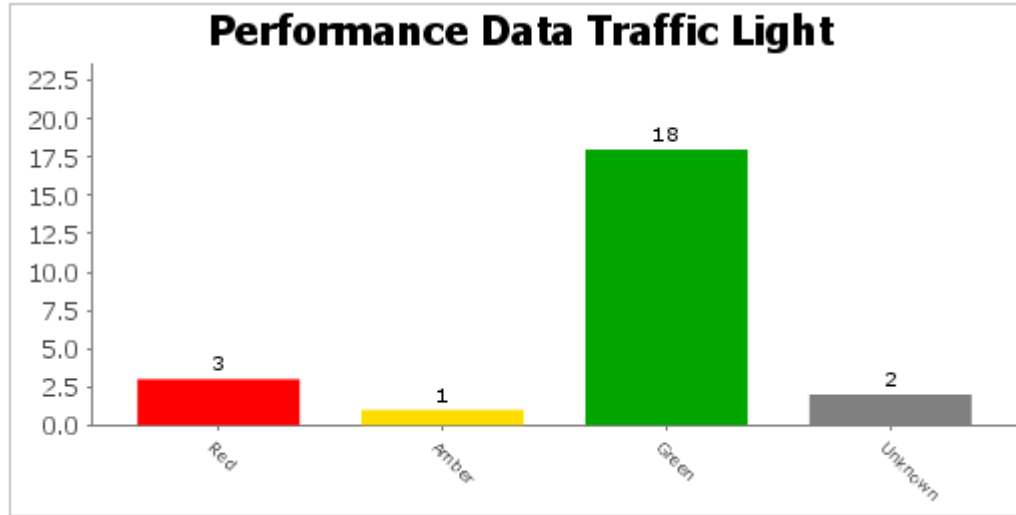

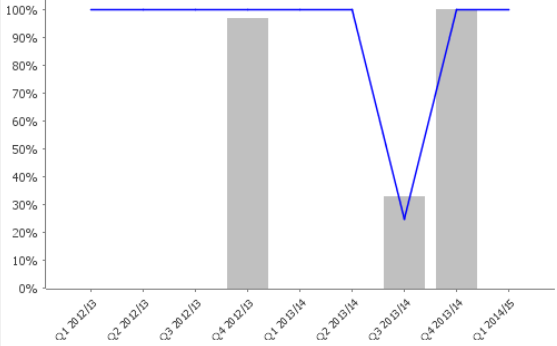


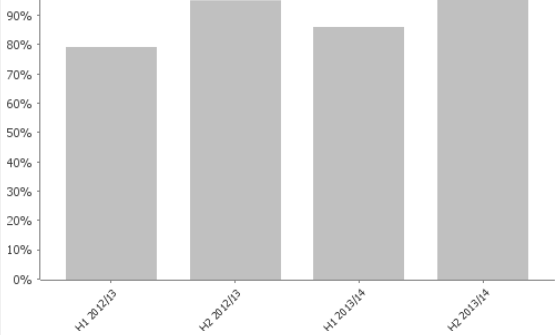




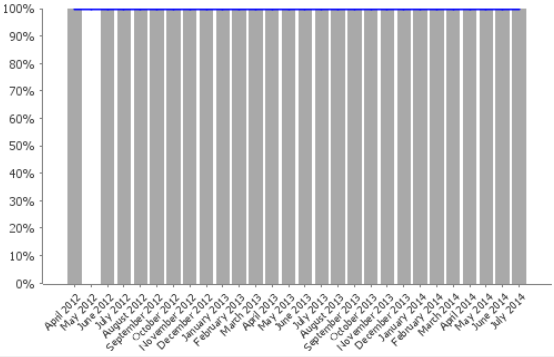


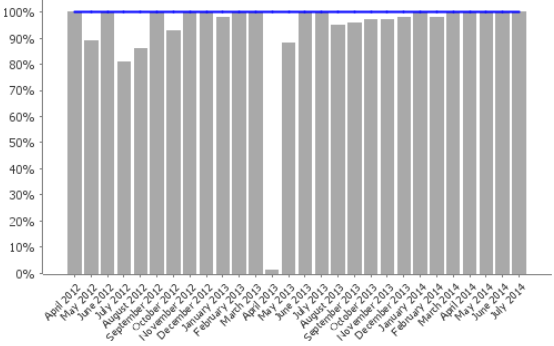

Housing & Community Safety Advisory Committee (July 2014 Data)


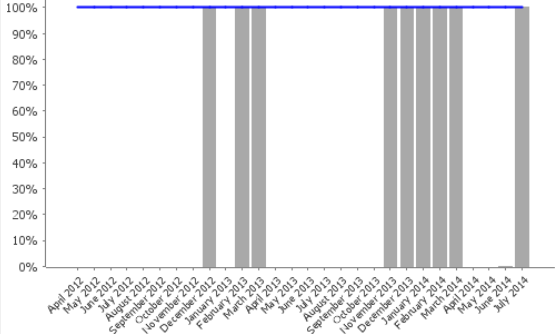


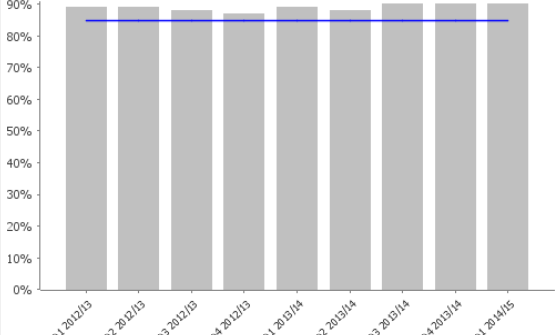




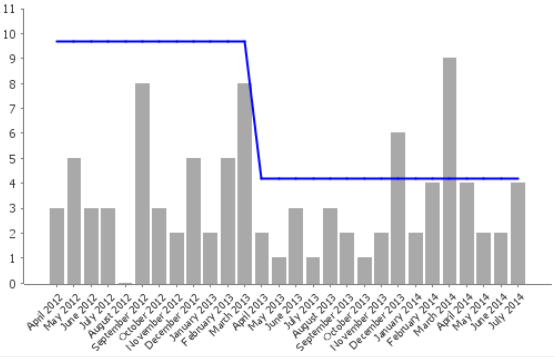


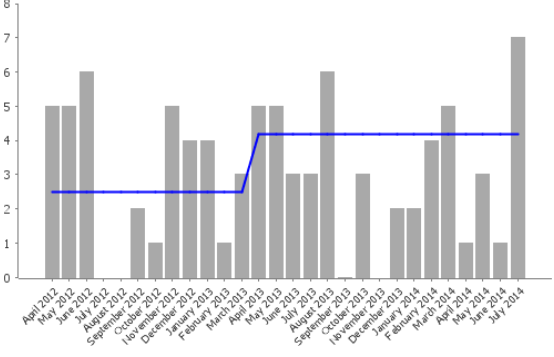

Code	Short Name	Current Value	Current Target	Current Status	Performance Chart	Cumulative (Year to Date) Performance			Latest Note
						2014/15			
						Value	Target	Status	
LPI EH 005	Percentage of due Environmental Protection Regulation inspections completed	N/A	100%	?		N/A	100%	?	

Code	Short Name	Current Value	Current Target	Current Status	Performance Chart	Cumulative (Year to Date) Performance			Latest Note
						2014/15			
						Value	Target	Status	
LPI EH 006	Percentage of animal licences issued that were due	N/A	100%			N/A	100%		
LPI CD 001	Percentage of Community Safety Partnership actions achieved	98%	85%			N/A	85%		

Code	Short Name	Current Value	Current Target	Current Status	Performance Chart	Cumulative (Year to Date) Performance			Latest Note
						2014/15			
						Value	Target	Status	
LPI CD 002	Percentage of anti-social behaviour cases where an improvement in behaviour is recorded	80%	80%	✓	<p>The chart shows a single bar for Q1 2014/15 reaching the 80% target. The y-axis ranges from 0% to 80% in 10% increments. The x-axis lists quarters from Q1 2012/13 to Q1 2014/15.</p>	80%	80%	✓	
LPI CD 003	Percentage of victims of anti social behaviour that were satisfied with the action taken	80%	80%	✓	<p>The chart shows a single bar for Q1 2014/15 reaching the 80% target. The y-axis ranges from 0% to 80% in 10% increments. The x-axis lists quarters from Q1 2012/13 to Q1 2014/15.</p>	80%	80%	✓	

Code	Short Name	Current Value	Current Target	Current Status	Performance Chart	Cumulative (Year to Date) Performance			Latest Note
						2014/15			
						Value	Target	Status	
LPI CD 005	Percentage of responses to reports of Anti Social Behaviour within 25 working days	100%	100%			100%	100%		
LPI EH 004	Percentage of higher risk food inspections due that was done (higher risk is categories A & B)	100%	100%			100%	100%		

Code	Short Name	Current Value	Current Target	Current Status	Performance Chart	Cumulative (Year to Date) Performance			Latest Note
						2014/15			
						Value	Target	Status	
LPI EH 007	Percentage of Health and Safety category A premises inspections due which were completed	100%	100%			100%	100%		
LPI EH 008	Percentage of food establishments in the area which are broadly compliant with food hygiene law	90%	85%			90%	85%		


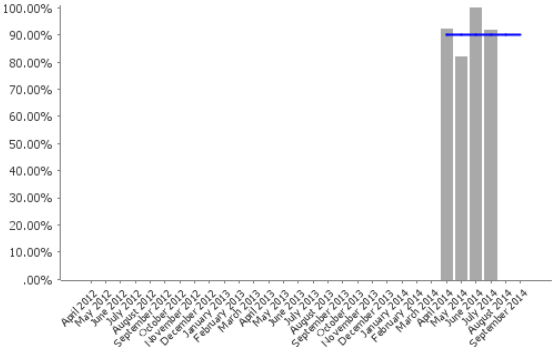


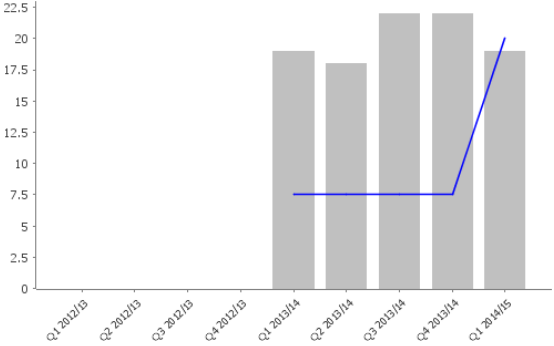

Code	Short Name	Current Value	Current Target	Current Status	Performance Chart	Cumulative (Year to Date) Performance			Latest Note
						2014/15			
						Value	Target	Status	
LPI HS A 001	Total number of homelessness applications received	4	4			12	17		
LPI HS A 003	Number Rent In Advance and Deposit Bonds completed	7	4			12	17		<p>The lower than anticipated number of properties secured in the private sector is a reflection of how the inaccessibility of home ownership and also social housing have combined with welfare reform has driven unprecedented demand for the private rented sector. The demand for more affordable private lets far outstrips supply.</p> <p>We have consulted with landlords and are creating a new landlord package which includes incentives for them to accept a tenant on benefits. This has involved bidding for funding. Decisions on these bids will be made early October.</p>


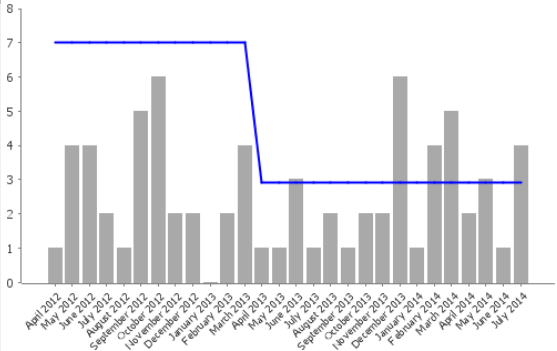


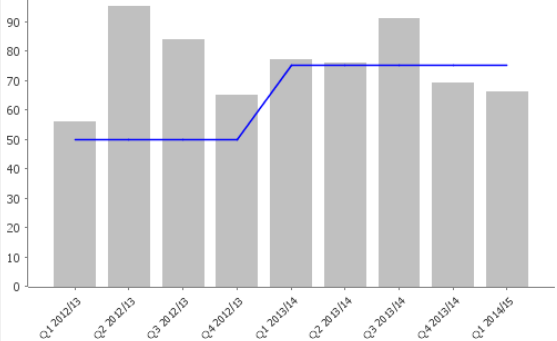

Code	Short Name	Current Value	Current Target	Current Status	Performance Chart	Cumulative (Year to Date) Performance			Latest Note
						2014/15			
						Value	Target	Status	
LPI HS A 004	Number of households living in B & B	1	20	✔		1	20	✔	
LPI HB 001	Average number of days to process Housing Benefit new applications	22	27	✔		25	27	✔	


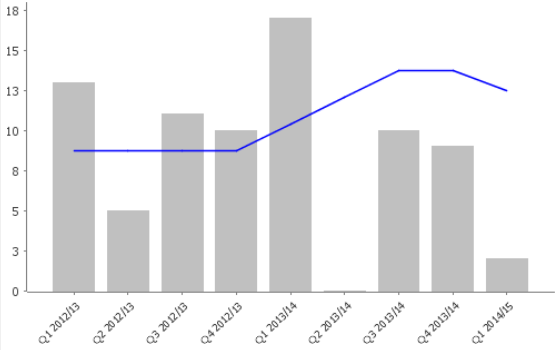

Code	Short Name	Current Value	Current Target	Current Status	Performance Chart	Cumulative (Year to Date) Performance			Latest Note
						2014/15			
						Value	Target	Status	
LPI HB 006	Average number of days to process Housing Benefit changes	9	16	✔		12	16	✔	
LPI HSP 002	Number of affordable homes delivered (gross)	6	5	✔		6	5	✔	

Code	Short Name	Current Value	Current Target	Current Status	Performance Chart	Cumulative (Year to Date) Performance			Latest Note
						2014/15			
						Value	Target	Status	
LPI LIC 001	Percentage of all applications outstanding for more than one month	0%	10%	✔		1.89%	10%	✔	
LPI LIC 002	The percentage of valid personal licences processed within 2 weeks	100.00%	95.00%	✔		100.00%	95.00%	✔	

Code	Short Name	Current Value	Current Target	Current Status	Performance Chart	Cumulative (Year to Date) Performance			Latest Note
						2014/15			
						Value	Target	Status	
LPI LIC 003	Percentage of applications for new and variation of premises licences processed within 2 calendar months (from date of validation to issue date)	100%	95%	✔		100%	95%	✔	
LPI LIC 004	The percentage of valid temporary event notices processed within 72 hours	100.00%	90.00%	✔		100.00%	90.00%	✔	

Code	Short Name	Current Value	Current Target	Current Status	Performance Chart	Cumulative (Year to Date) Performance			Latest Note
						2014/15			
						Value	Target	Status	
LPI LIC 005	The percentage of driver and operator licenses issued within 10 days of validation	91.67%	90.00%			91.84%	90.00%		
LPI HS S 001	Number of Disabled Facilities Grants approved	19	20			19	20		

Code	Short Name	Current Value	Current Target	Current Status	Performance Chart	Cumulative (Year to Date) Performance			Latest Note
						2014/15			
						Value	Target	Status	
LPI HS A 002	Total number of homelessness acceptances	4	3			10	12		Low acceptances are a good outcome. It can mean that the households homelessness has been alleviated or prevented and also that the Council is making robust decisions about who is entitled to emergency assistance.
LPI HS A 005	Number of households who considered themselves as homeless for whom housing advice casework resolved their situation	66	75			66	75		The fact this PI has come in slightly under target reflects the complexity of prevention cases and an increase in footfall in reception in the last quarter which has impacted on officers ability to progress prevention work. Steps are being taken to reduce the number of reception callers by working closely with partners. A vacant Team Leader post on the Team has also just been filled and we are waiting for the new post holder to obtain medical clearance and referencing.

Code	Short Name	Current Value	Current Target	Current Status	Performance Chart	Cumulative (Year to Date) Performance			Latest Note																														
						2014/15																																	
						Value	Target	Status																															
LPI HS S 003	Number of private landlord scheme properties accredited	2	13		 <table border="1"> <caption>Performance Chart Data</caption> <thead> <tr> <th>Quarter</th> <th>Value</th> <th>Target</th> </tr> </thead> <tbody> <tr><td>Q1 2012/13</td><td>13</td><td>13</td></tr> <tr><td>Q2 2012/13</td><td>5</td><td>13</td></tr> <tr><td>Q3 2012/13</td><td>11</td><td>13</td></tr> <tr><td>Q4 2012/13</td><td>10</td><td>13</td></tr> <tr><td>Q1 2013/14</td><td>17</td><td>13</td></tr> <tr><td>Q2 2013/14</td><td>0</td><td>13</td></tr> <tr><td>Q3 2013/14</td><td>10</td><td>13</td></tr> <tr><td>Q4 2013/14</td><td>9</td><td>13</td></tr> <tr><td>Q1 2014/15</td><td>2</td><td>13</td></tr> </tbody> </table>	Quarter	Value	Target	Q1 2012/13	13	13	Q2 2012/13	5	13	Q3 2012/13	11	13	Q4 2012/13	10	13	Q1 2013/14	17	13	Q2 2013/14	0	13	Q3 2013/14	10	13	Q4 2013/14	9	13	Q1 2014/15	2	13	2	13		<p>This PI is closely linked to LPI HS A 003.</p> <p>The lower than anticipated number of properties secured in the private sector is a reflection of how the inaccessibility of home ownership and also social housing have combined with welfare reform has driven unprecedented demand for the private rented sector. The demand for more affordable private lets far outstrips supply.</p> <p>We have consulted with landlords and are creating a new landlord package which includes incentives for them to accept a tenant on benefits. This has involved bidding for funding. Decisions on bids will be made early October.</p>
Quarter	Value	Target																																					
Q1 2012/13	13	13																																					
Q2 2012/13	5	13																																					
Q3 2012/13	11	13																																					
Q4 2012/13	10	13																																					
Q1 2013/14	17	13																																					
Q2 2013/14	0	13																																					
Q3 2013/14	10	13																																					
Q4 2013/14	9	13																																					
Q1 2014/15	2	13																																					